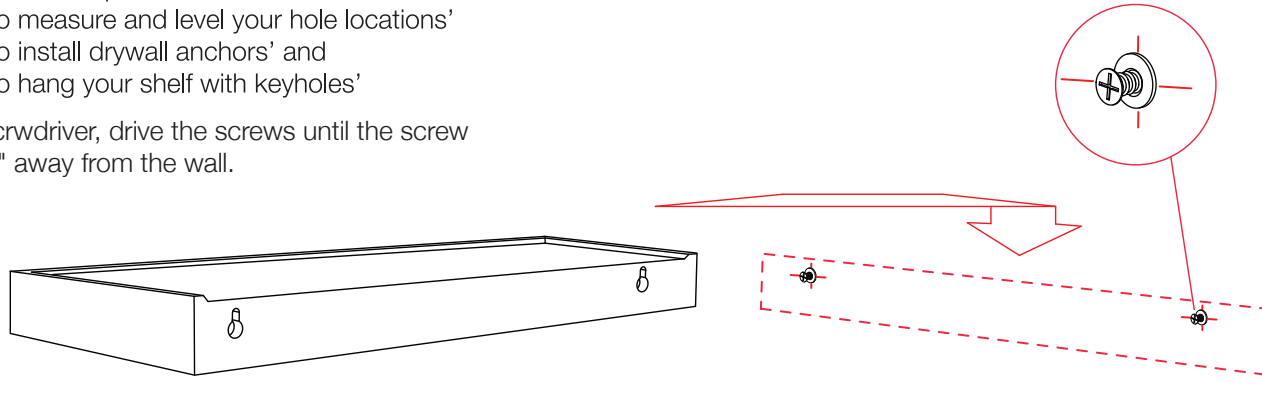
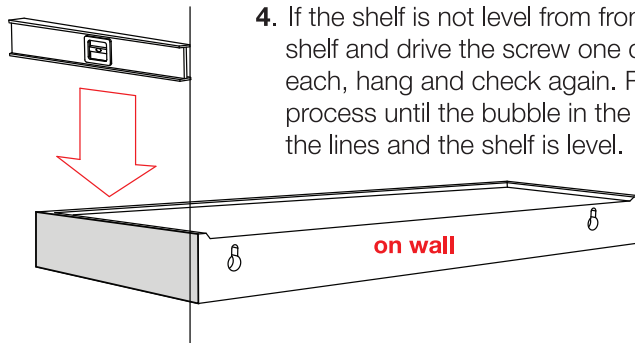


# how to level your shelf on uneven wall surfaces

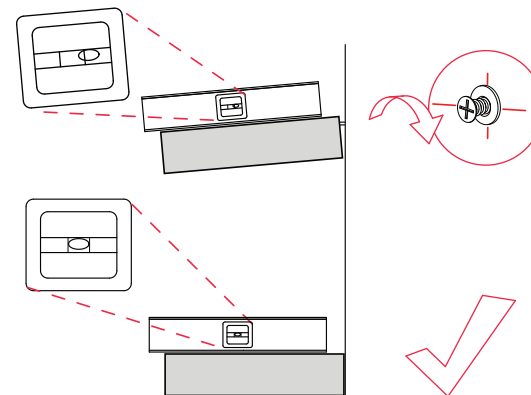
1. For your first steps, see:  
'How to measure and level your hole locations'  
'How to install drywall anchors' and  
'How to hang your shelf with keyholes'
2. Using a screwdriver, drive the screws until the screw about 1/4" away from the wall.



3. With the shelf hanging on the screws and against the wall, use a small level to check if it is straight.



4. If the shelf is not level from front to back, remove shelf and drive the screw one quarter of a turn each, hang and check again. Repeat this process until the bubble in the level is between the lines and the shelf is level.



Your done!